

BEAR TRACK™

ALUMINUM TRAILERS



ALUMINUM TRAILERS

TOUGH. DURABLE. QUALITY.

BEARTRACKTRAILERS.COM

A Product of **VOYAGER**
INDUSTRIES

TOUGH YOU CAN DEPEND ON.

Tough. Durable. Quality. Bear Track Aluminum Trailers™ are designed and engineered to be the most dependable trailer on the market, ready for all kinds of use from your toughest jobs, work or play. From hauling your work equipment from job to job, to hauling your toys up the gnarly mountain pass for a weekend of adventure, Bear Track™ is your trailering solution.



MADE IN THE USA



A WARRANTY AS STRONG AS THE TRAILER

We manufacture the toughest trailer, and to back that statement up we offer an industry-leading **5 Year Limited Warranty** on aluminum decked trailers and **3 Year Limited Warranty** on wood decked trailers.

WHAT'S INSIDE

| | |
|-------------------------------------|---|
| /// A Product of Voyager Industries | 2 |
| /// Bear Track Craftsmanship | 3 |
| /// Why Choose Bear Track? | 4 |

| | |
|--------------------------------|----|
| /// Bear Track Products | |
| • Utility Trailers Single Axle | 5 |
| • Utility Trailers Tandem Axle | 6 |
| • Utility Trailer Ramp Options | 7 |
| • Tilt Utility Trailers | 8 |
| • Car Haulers | 9 |
| • Recreational Trailers | 10 |
| • Parts & Accessories | 11 |
| /// Model Specifications | 13 |



A PRODUCT OF **voyager**™ INDUSTRIES

ABOUT US

Located in the heart of the Minnesota lakes area, Voyager Industries is a leading manufacturer, distributor, and fabricator of aluminum. Voyager Industries manufactures multiple products trusted by customers around the world. Proprietary brands include **Bear Track Trailers, Yetti Fish Houses™, Titan Deck®, and Voyager Dock®.**

We understand the needs and demands of our industry for quality performing products. We are driven to create those products while exceeding our customers' expectations, by engineering and constructing industry leading products that are backed with industry leading warranties and support. Through innovation and hard work our team is proud to manufacture quality products that are time-tested to be durable and reliable.

Driven through innovation, integrity, and quality craftsmanship.

Voyager-Industries.com
800-980-4940


ENGINEERED

FOR STRENGTH & DURABILITY



ALL ALUMINUM CONSTRUCTION

Lightweight and virtually maintenance-free, our aluminum frame ensures durability. Choose from aluminum or wood deck trailers for strength and style.



DECKING THAT'S BUILT TO LAST

Bear Track Trailers prioritizes lasting performance. Our trailers, whether aluminum or wood deck, feature premium decking designed to withstand the test of time.




RUBBER TORSION AXLE *W/ EASY-ACCESS GREASE FITTING*

Design reduces frame flex in cross winds and on rough roads. There's no shock transfer from wheel to wheel and it lasts longer than traditional spring axles.




TOUCHPOINT WELD SYSTEM

Strategically placed welds where the deck meets the cross members add strength and rigidity to the trailer. You won't find this on the competition! Aluminum deck trailers only.



LED LIGHTING

LED lighting to match our trailers durability. Built to DOT and NATM specifications.




ENCLOSED AND JACKETED WIRING

Bear Track's WireGuard system ensures your wiring is protected from the elements and is something you never need to worry about. The harness is corrosion resistant and virtually maintenance free.



SIDE RAIL TIE DOWNS

Standard on most utility trailers, enjoy 2 or 3 integrated tie downs on each side.



WISHBONE TONGUE DESIGN

All Bear Track trailers come standard with a wishbone tongue design, adding extra strength to the tongue and trailer frame – one tough trailer!



BEAR TRACK FIT AND FINISH

Bear Track Trailers are built with an industry-leading fit and finish quality. For over 20 years our team has taken pride in providing customers with the best-looking trailer, from aesthetics, to weld quality.



ALL ALUMINUM RIMS

All-aluminum rims to match an all-aluminum trailer. Bear Track trailer rims are maintenance free, and sharp looking. **Optional upgrade on wood deck trailers.**




TONGUE JACK

Our trailers are manufactured with the customer in mind. All come standard with tongue jacks for your convenience.



BOLT-ON ALUMINUM FENDERS

Whether you need to remove the fenders for loading, or damage occurred, removal is as simple as a few bolts on a Bear Track.




RAISED FRONT RAIL WITH CURVED EDGE

Exclusive to our aluminum deck trailers, the curled front rail offers added rigidity and convenient tie-down points for secure hauling.



CUSTOM EXTRUDED SIDE RAILS

For both strength and esthetics, Bear Track's proprietary extrusions consistently get the job done.



SMARTDRAIN SYSTEM NORTHERN CLIMATE PROTECTION

Eliminates pooling water from the deck and inside the trailer framing – no unnecessary water weight or freeze risks.

WHY CHOOSE A

BEAR TRACK?

- /// Quality & Craftsmanship /// Lower Maintenance
- /// Exceptional Trailer Practicality & Design /// Fuel Economy
- /// Best Value backed by an Industry Leading Warranty

Bear Track aluminum trailers are built tough like you have never seen before. Manufactured to the highest standards, Bear Track trailers are engineered to withstand the harshest environments and toughest loads!



UTILITY TRAILERS

SINGLE AXLE

10 MODELS



BTU65120S w/ 3-rail open side kit and 2' rock guard

SINGLE 2,200 LB AXLE TRAILERS

GVWR: Up to 2,200 LB

Carrying Capacity: Up to 1800 LB

Length: 96" - 144"

Standard Ramp: Fold Flat Bi-Fold Ramp: Fold flat ramps come in two options: straight or bi-fold

Ramp Length: 45"

Weight Rating:

Total: 1,800 LB | Per Axle: 900 LB | Per Wheel: 450 LB
See inside back cover for complete product specifications

6 MODELS



BTU80168F with optional 10" side and front kit

SINGLE 3,500 LB AXLE TRAILERS

GVWR: Up to 3,500 LB

Carrying Capacity: Up to 2,780 LB

Length: 120" - 168"

Standard Ramp: Fold Flat Straight End Ramp: Fold flat ramps come in two options: straight or bi-fold

Ramp Length: 46"

Weight Rating:

Total: 3,600 LB | Per Axle: 2,000 LB | Per Wheel: 1,000 LB
See inside back cover for complete product specifications

1 MODEL



BTU80180F

SINGLE 4,400 LB AXLE TRAILERS

GVWR: Up to 4,400 LB

Carrying Capacity: Up to 3,535 LB

Length: 180"

Standard Ramp: Fold Flat Straight End Ramp: Fold flat ramps come in two options: straight or bi-fold

Ramp Length: 46"

Weight Rating:

Total: 3,600 LB | Per Axle: 2,000 LB | Per Wheel: 1,000 LB
See inside back cover for complete product specifications



MODEL BTU76144S



MODEL BTU76144F with 1 rail front and sides



MODEL BTU80168F

TANDEM AXLE

4 MODELS



TANDEM 2,200 LB AXLE TRAILERS

GVWR: Up to 4,400 LB

Carrying Capacity: Up to 3,505 LB

Length: 168" - 192"

Standard Ramp: Fold Flat Straight End Ramp:
Fold flat ramps come in two options: straight or bi-fold

Ramp Length: 46"

Weight Rating:

Total: 3,600 LB | Per Axle: 2,000 LB | Per Wheel: 1,000 LB
See inside back cover for complete product specifications

TOP ACCESSORIES

- Spare Tire and Mount
- Front Rock Guard
- Open Side Kit (1, 2, and 3 Rail)
- Solid Side Kit (1' and 2')
- D-Ring Tie Downs



BEST USES

- Commercial Lawn Mowers
- ATV/UTV's
- Light Duty Tractors
- Jeeps and Small Vehicles
- Building Supplies
- Light Duty Equipment

9 MODELS



TANDEM 3,500 LB AXLE TRAILERS

GVWR: Up to 7,000 LB

Carrying Capacity: Up to 5,810 LB

Length: 168" - 267"

Standard Ramp: Straight End Ramp: Optional
Upgrade to HD Bi-Fold Ramp

Ramp Length: 61"

Weight Rating:

Total: 4,500 LB | Per Axle: 3,500 LB | Per Wheel: 1,750 LB
See inside back cover for complete product specifications



MODEL BTT80192F with rock guard and 3 rail side load open side kit



MODEL BTT81194S with 3 rail open front and 3 rail open sides



MODEL BTT81194S with rock guard and 24" solid sides

TILT UTILITY TRAILERS

1 MODELS



SINGLE 2,200 LB AXLE TILT TRAILER

GVWR: Up to 2,200 LB
Carrying Capacity: Up to 1,780 LB
Length: 120"
Tilt Angle: 10.5 degrees

BEST USES

- ATVs / UTVs
- Landscaping tools
- Lawn Mowers
- Construction Materials

3 MODELS



SINGLE 3,500 LB AXLE TILT TRAILER

GVWR: Up to 3,500 LB
Carrying Capacity: Up to 2,815 LB
Length: 128" - 176"
Tilt Angle: 12 - 16°

BEST USES

- Vehicles w/ Low Clearance
- Golf Carts
- ATVs / UTVs
- Lawn Mowers

2 MODELS



SINGLE 5,200 LB AXLE TILT TRAILER

GVWR: Up to 5,000 LB
Carrying Capacity: Up to 4,115 LB
Length: 152" - 176"
Tilt Angle: 14 - 16°

BEST USES

- Vehicles w/ Low Clearance
- ATVs / UTVs
- Light Duty Equipment
- Lawn Mowers

TOP ACCESSORIES

- Spare Tire and Mount
- Front Rock Guard
- 25" Open Side Kits
- 24" Solid Side Kits
- D-ring Tie Downs



ENCLOSED TRAILERS

1 MODEL



SINGLE 3,500 LB AXLE TRAILER

GVWR: Up to 2,990 LB
Carrying Capacity: Up to 1,660 LB
Size: 6' x 12' V-Front
Ramp Door Size: 80" x 65.5"

See inside back cover for complete product specifications

- Motorcycles,
- Lawn Mowers
- ATVs
- Tools & Equipment

TOP ACCESSORIES

- Exterior Spare Tire and Mount
- Additional Tie Downs



1 MODEL



TANDEM 3,500 LB AXLE TRAILER

GVWR: Up to 7,000 LB
Carrying Capacity: Up to 4,730 LB
Size: 7.5' x 16' V-front
Ramp Door Size: 80" x 61.5"

See inside back cover for complete product specifications

- Small Cars
- Commercial Equipment
- Recreational Gear
- Construction Materials



CAR HAULERS

4 MODELS



BTC81216B

CLASSIC

GVWR: Up to 9,990 LB
Carrying Capacity: Up to 8,115 LB
Length: 192" - 240"

See inside back cover for complete product specifications

BEST USES


- Cars and Trucks
- Medium Duty Equipment
- Material Hauling
- ATV/UTV's

TOP FEATURES

- Bolt-On Aluminum Fenders
- 4 D-Ring Tie Downs

TOP ACCESSORIES

- Spare Tire and Mount
- Front Rock Guard
- Rear Stabilizing Legs
- Back-up Lights



MADE IN THE USA



BTC81242THD

3 MODELS



BTC81242T

TILT DECK


Manual Hydraulic:
GVWR: Up to 9,990 LB
Carrying Capacity: Up to 8,050 LB
Length: 218" - 242"

Tilt Angle: 8 - 9° includes control valve

See inside back cover for complete product specifications

BEST USES

- Cars and Trucks
- Medium Duty Equipment
- Material Hauling
- ATV/UTV's



MODEL BTC81216B



MODEL BTC81242T

RECREATIONAL TRAILERS



BTX82120S



BWC80168D



BTM76132S



BTS99192S

HIT THE ROAD & MAKE *MEMORIES!*

ATV

GVWR: Up to 2,990 LB

Carrying Capacity: Up to 2,330 LB

Length: 120" - 168"

See inside back cover for complete product specifications

TOP FEATURES

- Side Loading Only
- Curled Front Rail With Integrated Ramp Storage
- All Aluminum Trailer & Deck

TOP ACCESSORIES

- Front Rock Guard
- Spare Tire and Mount
- Traction Mats

PWC

GVWR: Up to 2,500 lbs.

Carrying Capacity: Up to 2,110 LB

Length: 115" - 168"

See inside back cover for complete product specifications

TOP FEATURES

- Plastic fenders with Integrated Step
- Integrated Rear Tie Down Points
- Fully Adjustable Bunks & Winch Tower
- High-Impact Glide Guard Plastic Bunks

TOP ACCESSORIES

- Tie Down Kit
- Spare Tire Holder,
- Swivel Tongue Jack

MOTORCYCLE

GVWR: Up to 2,550 LB

Carrying Capacity: Up to 2,100 LB

Length: 120" - 132"

See inside back cover for complete product specifications

TOP FEATURES

- V-Front Design
- Aerosmart Bi-fold End Ramp
- Stake Pockets
- All Aluminum Trailer & Deck

TOP ACCESSORIES

- Spare Tire and Mount
- V Front Rock Guard
- 24" Open Side Kit
- Wheel Chock
- D-Ring Tie Downs

SNOWMOBILE

GVWR: Up to 4,400 LB

Carrying Capacity: Up to 3,100 LB

Length: 120" - 264"

See inside back cover for complete product specifications

TOP FEATURES

- All-Aluminum Frame
- Custom Extruded Deep Side Rail
- 5/8" Marine Grade Decking

TOP ACCESSORIES

- Spare Tire and Mount
- Salt Shield / Drive Off Ramps (Select Models)
- Traction Mats
- Tie Down Bar w/Crank Handle



MODEL BTM65120S



MODEL BTX82144S



MODEL BTS99192S

3 MODELS

2 MODELS

3 MODELS

6 MODELS



PARTS & ACCESSORIES



MADE IN THE USA

UTILITY TRAILER STRAIGHT FRONT ROCK GUARDS

(extruded aluminum, 24" total height)

- 53" Front Rock Guard, 24" Total Height
- 65" Front Rock Guard, 24" Total Height
- 76" Front Rock Guard, 24" Total Height
- 79" Front Rock Guard, 24" Total Height
- 80" Front Rock Guard, 24" Total Height
- 81" Front Rock Guard, 24" Total Height
- 82" Front Rock Guard, 24" Total Height

MOTORCYCLE TRAILER FRONT ROCK GUARDS

- V-Front Rock Guard (53 X 120V Motorcycle Trailer)
- V-Front Rock Guard (65 X 120V Motorcycle Trailer)
- V-Front Rock Guard (76 X 132V Motorcycle Trailer)

81" WIDE TANDEM AXLE UTILITY TRAILER ACCESSORIES

- Bolt-on Stake Pocket, Large
- 1 - Recessed D-Ring Tie Down Kit (6,000 lb)
- Rear Stabilizing Leg Kit (contains parts for 1 side of trailer)
- Reverse Light Kit

UTILITY TRAILER STRAIGHT FRONT ROCK GUARDS

(extruded aluminum, 12" total height, for use with 12" solid sides)

- 53" Front Rock Guard, 12" Total Height
- 65" Front Rock Guard, 12" Total Height
- 76" Front Rock Guard, 12" Total Height
- 80" Front Rock Guard, 12" Total Height
- 82" Front Rock Guard, 12" Total Height

CAR HAULER ACCESSORIES

- 81" Front Rock Guard
- Bolt-on Stake Pockets
- Rear Stabilizing Leg Kit
- 1- Recessed D-Ring Tie Down Kit (6,000 lb)
- Front Aluminum Tool Box
- Kit, Mini Ramp - 3-Board (Tilt CH)
- Reverse Light Kit

SIDE RAMPS & END GATES

- Bi-Fold Side Gate (Utility and HD Utility)
- 79" Tilt Utility End Kit
- 81" Tilt Utility End Kit
- 81" Slingshot® Ramp Accessory (Fits BTU81176T)
- 53" x 48" Straight One Piece Ramp
- 65" x 48" Straight One Piece Ramp
- 76" x 48" Straight One Piece Ramp
- 80" x 48" Straight One Piece Ramp
- 82" x 48" Straight One Piece Ramp

SIDE KIT RAILS

UTILITY TRAILER OPEN FRONT KIT

(1 Rail Front, Used with 10" and 12" Open Side Kits)

- 1-Rail, 53"
- 1-Rail, 65"
- 1-Rail, 76"
- 1-Rail, 80"
- 1-Rail, 82"

UTILITY TRAILER OPEN SIDE KITS

(12" tall, 2 rail driver and passenger sides, requires front kit)

- 2-Rail, 12" x 96"
- 2-Rail, 12" x 120"
- 2-Rail, 12" x 144"
- 2-Rail, 12" x 168"
- 2-Rail, 12" x 180"
- 2-Rail, 12" x 192"

UTILITY TRAILER OPEN SIDE KITS

(10" tall, 1 rail driver and passenger sides, requires front kit or rock guard)

- 1-Rail, 10" x 120"
- 1-Rail, 10" x 144"
- 1-Rail, 10" x 180"

UTILITY TRAILER OPEN FRONT KIT

(24" tall, 3 rail front, sides required)

- 3-Rail, 53"
- 3-Rail, 65"
- 3-Rail, 76"
- 3-Rail, 80"
- 3-Rail, 81"
- 3-Rail, 82"

UTILITY TRAILER OPEN SIDE KITS

(24" tall, 3 rail driver and passenger sides, requires front kit or rock guard)

- 3-Rail, 24" x 96"
- 3-Rail, 24" x 120"
- 3-Rail, 24" x 144"
- 3-Rail, 24" x 168"
- 3-Rail, 24" x 170"
- 3-Rail, 24" x 180"
- 3-Rail, 24" x 192"
- 3-Rail, 24" x 194"
- 3-Rail, 24" x 218"
- 3-Rail, 24" x 242"

ELECTRIC BRAKE REPLACEMENT PARTS

Breakaway Kit with Charger

UTILITY TRAILER SOLID SIDE KITS

(24" tall, passenger and drivers side, requires front kit or rock guard)

- 24" x 96"
- 24" x 120"
- 24" x 128"
- 24" x 144"
- 24" x 152"
- 24" x 168"
- 24" x 170"
- 24" x 180"
- 24" x 194"
- 24" x 218"
- 24" x 242"

UTILITY TRAILER SOLID SIDE KITS

(12" tall, passenger and drivers side, requires front kit)

- 12" x 96"
- 12" x 120"
- 12" x 144"
- 12" x 168"
- 12" x 180"

BI-FOLD SIDE LOAD OPEN SIDE KITS

- 3-Rail, 24" x 144"
- 3-Rail, 24" x 168"
- 3-Rail, 24" x 180"
- Bi-fold Side Gate (Utility and HD Utility, doesn't require sides or front)

SIDE LOAD OPEN SIDE KITS (requires rock guard)

- 3-Rail, 24" x 144"
- 3-Rail, 24" x 168"
- 3-Rail, 24" x 192"

TILT TRAILER OPEN SIDE KITS

- 79" Front Rail Kit (open)
- 81" Front Rail Kit (open)
- 120" Open Side Kit (25" tall, no end gate, fits 128")
- 144" Open Side Kit (25" tall, no end gate, fits 152")
- 168" Open Side Kit (25" tall, no end gate, fits 176")

MOTORCYCLE TRAILER OPEN SIDE KITS

- 120" V Open Side Kit (24" tall, fits 53" and 65" wide)
- 76" x 132" V Open Side Kit (24" tall)
- 80" x 142" V Open Side Kit (24" tall)

SL TRAILER SIDE KITS & RAMPS

- 168" Single Rail Solid Side Kit
- 192" Single Rail Solid Side Kit
- 216" Single Rail Solid Side Kit
- 240" Single Rail Solid Side Kit

- 168" 2-Rail Open Side Kit
- 192" 2-Rail Open Side Kit
- 216" 2-Rail Open Side Kit
- 240" 2-Rail Open Side Kit

- 81" Front Rock Guard, 24" Solid Ramps
- 81" Front Rock Guard, 24" Open Ramps

SPARE TIRE CARRIER

- Spare Tire Side Rail Mount
- Spare Tire Tongue Mount
- U Bolt Tire Carrier

(snowmobile trailers only)

MOTORCYCLE TRAILER WHEEL CHOCKS

- 4.5" Wheel Chock
- 7" Wheel Chock

TIRES/WHEELS

- 10" Painted Spoke Wheel and Tire
- 13" Painted Spoke Wheel and Tire
- 13" Aluminum Wheel and Tire
- 14" Painted Spoke Wheel and Tire
- 14" Aluminum Wheel and Tire
- 15" Aluminum Wheel and Tire (6 bolt)
- 15" Aluminum Wheel and Tire (5 bolt)
- 15" Painted Silver Steel Spoke Wheel and Tire

LIGHTS & ELECTRICAL

- LED Utility Tail Light (right)
- LED Utility Tail Light (left)
- LED Utility Rear I.D. Bar
- LED Utility Clearance Light
- Utility Tail Light (right)
- Utility Tail Light (left)
- Utility Rear I.D. Bar (mid/rear)
- Utility Clearance Light (front/side)

END GATE PARTS

- 21.5" End Gate Brace
- 29.5" End Gate Brace
- 33.25" End Gate Brace
- 33.5" End Gate Brace
- Passenger Side End Gate Brace (BTU76144 with 3,500# axle)
- Driver Side End Gate Brace (BTU76144 with 3,500# axle)
- Rubber Latch Handle (medium)
- Rubber Grommet (for end gate brace)

FENDERS

DRIVER SIDE

- 9" Utility Fender
- 10" Utility Fender
- 10" Utility Fender
- 9" Tilt Utility Fender
- 10" Tilt Utility Fender
- 10" Utility Fender

PASSENGER SIDE

- 9" Utility Fender
- 10" Utility Fender
- 10" Utility Fender
- 9" Tilt Utility Fender
- 10" Tilt Utility Fender
- 10" Utility Fender

MISC. FENDERS

- Car Hauler Fender (Driver and Passenger Side)
- HD Utility (Driver and Passenger Side)
- 10" Backer Mount (Driver Side)
- 10" Backer Mount (Passenger Side)

Axle

- Single
- Single
- Tandem
- Single
- Single
- Single 3.5


Axle

- Single
- Single
- Tandem
- Single
- Single
- Single 3.5

Axle

- Tandem
- Tandem

MODEL SPECIFICATIONS



MADE IN THE USA

SINGLE AXLE UTILITY TRAILERS

| Model | Bed Width | Bed Length | Carrying Capacity | GVWR | Axle Type | No. of Axles | Tire Size | Trailer Weight |
|-----------|-----------|------------|-------------------|------------|----------------|--------------|-----------------|----------------|
| BTU53096S | 53" | 96" | 1,800 lbs | 2,100lbs | 2,200# Torsion | 1 | ST175-80-R13-C | 300 lbs |
| BTU53120S | 53" | 120" | 1,800 lbs | 2,165 lbs | 2,200# Torsion | 1 | ST175-80-R13-C | 365 lbs |
| BTU65096S | 65" | 96" | 1,800 lbs | 2,125 lbs | 2,200# Torsion | 1 | ST175-80-R13-C | 325 lbs |
| BTU65120S | 65" | 120" | 1,800 lbs | 2,190 lbs | 2,200# Torsion | 1 | ST175-80-R13-C | 390 lbs |
| BTU65120W | 65" | 120" | 1,700 lbs | 2,200 lbs | 2,200# Torsion | 1 | ST175-80-R13-C | 500 lbs |
| BTU65144S | 65" | 144" | 1,775 lbs | 2,200 lbs | 2,200# Torsion | 1 | ST175-80-R13-C | 425 lbs |
| BTU76120S | 76" | 120" | 1,775 lbs | 2,190 lbs | 2,200# Torsion | 1 | ST175-80-R13-C | 415 lbs |
| BTU76144S | 76" | 144" | 1,750 lbs | 2,190 lbs | 2,200# Torsion | 1 | ST175-80-R13-C | 440 lbs |
| BTU82120S | 82" | 120" | 1,775 lbs | 2,200 lbs | 2,200# Torsion | 1 | ST175-80-R13-C | 425 lbs |
| BTU82144S | 82" | 144" | 1,750 lbs | 2,200 lbs | 2,200# Torsion | 1 | ST175-80-R13-C | 450 lbs |
| BTU76120F | 76" | 120" | 2,430 lbs | 2,990 lbs | 2,200# Torsion | 1 | ST205-75-R1 SC | 560 lbs |
| BTU76144F | 76" | 144" | 2,390 lbs | 2,990 lbs | 3,500# Torsion | 1 | ST205-75-R1 SC | 600 lbs |
| BTU76144W | 76" | 144" | 2,350 lbs | 2,990 lbs | 3,500# Torsion | 1 | ST205-75-14C | 640 lbs |
| BTU80144F | 80" | 144" | 2,320 lbs | 2,990 lbs* | 3,500# Torsion | 1 | ST205-75-R1 5-C | 670 lbs |
| BTU80168F | 80" | 168" | 2,270 lbs | 2,990 lbs* | 3,500# Torsion | 1 | ST205-75-R1 5-C | 720 lbs |
| BTU80168W | 80" | 168" | 2,195 lbs | 2,990 lbs* | 3,500# Torsion | 1 | ST205-75-R14-C | 795 lbs |
| BTU80180F | 80" | 180" | 3,535 lbs | 4,400 lbs | 4,400# Torsion | 1 | ST205-75R15D | 865 lbs |

*GVWR and Carrying Capacity listed without electric brakes

TANDEM AXLE UTILITY TRAILERS

| Model | Bed Width | Bed Length | Carrying Capacity | GVWR | Axle Type | No. of Axles | Tire Size | Trailer Weight |
|------------|-----------|------------|-------------------|------------|----------------|--------------|----------------|----------------|
| BTT80168F | 80" | 168" | 2,130 lbs | 2,990 lbs* | 2,200# Torsion | 2 | ST175-80-R13-C | 860 lbs |
| BTT80168F | 80" | 168" | 3,505 lbs | 4,400 lbs | 2,200# Torsion | 2 | ST175-80-R13-C | 895 lbs |
| BTT80192F | 80" | 192" | 2,080 lbs | 2,990 lbs* | 2,200# Torsion | 2 | ST175-80-R13-C | 910 lbs |
| BTT80192F | 80" | 192" | 3,455 lbs | 4,400 lbs | 2,200# Torsion | 2 | ST175-80-R13-C | 945 lbs |
| BTT81170S | 81" | 170" | 5,810 lbs | 7,000 lbs | 3,500# Torsion | 2 | ST205-75-14-C | 1,190 lbs |
| BTT81194S | 81" | 194" | 5,760 lbs | 7,000 lbs | 3,500# Torsion | 2 | ST205-75-14-C | 1,240 lbs |
| BTT81218S | 81" | 218" | 5,710 lbs | 7,000 lbs | 3,500# Torsion | 2 | ST205-75-14-C | 1,290 lbs |
| BTT81242S | 81" | 242" | 5,660 lbs | 7,000 lbs | 3,500# Torsion | 2 | ST205-75-14-C | 1,340 lbs |
| BTT81267S | 81" | 267" | 5,660 lbs | 7,000 lbs | 3,500# Torsion | 2 | ST205-75-14-C | 1,400 lbs |
| BTT81168SL | 81" | 168" | 5,750 lbs | 7,000 lbs | 3,500# Torsion | 2 | ST205-75-14C | 1,250 lbs |
| BTT81192SL | 81" | 192" | 5,680 lbs | 7,000 lbs | 3,500# Torsion | 2 | ST205-75-14C | 1,320 lbs |
| BTT81216SL | 81" | 216" | 5,620 lbs | 7,000 lbs | 3,500# Torsion | 2 | ST205-75-14C | 1,380 lbs |
| BTT81240SL | 81" | 240" | 5,550 lbs | 7,000 lbs | 3,500# Torsion | 2 | ST205-75-14C | 1,450 lbs |

*GVWR and Carrying Capacity listed without electric brakes

TILT UTILITY TRAILERS

| Model | Bed Width | Bed Length | Carrying Capacity | GVWR | Axle Type | No. of Axles | Tire Size | Trailer Weight |
|-----------|-----------|------------|-------------------|-------------|----------------|--------------|----------------|----------------|
| BTU65120T | 65" | 120" | 1,780 lbs | 2,200 lbs | 2,200# Torsion | 1 | 175-80-R13-C | 420 lbs |
| BTU81128T | 81" | 128" | 2,340 lbs* | 2,990 lbs** | 3,500# Torsion | 1 | ST205-75-R14-C | 650 lbs |
| BTU81152T | 81" | 152" | 2,290 lbs* | 2,990 lbs** | 3,500# Torsion | 1 | ST205-75-R14-C | 700 lbs |
| BTU81176T | 81" | 176" | 2,240 lbs* | 2,990 lbs** | 3,500# Torsion | 1 | ST205-75-R14-C | 750 lbs |
| BTU79152T | 79" | 152" | 4,115 lbs | 5,000 lbs | 5,200# Torsion | 1 | ST225-75-R15-E | 885 lbs |
| BTU79176T | 79" | 176" | 4,050 lbs | 5,000 lbs | 5,200# Torsion | 1 | ST225-75-R15-E | 950 lbs |

*Carrying capacity = 2,750 lbs with optional brakes

**GVWR without electric brakes

ENCLOSED TRAILERS

| Model | Overall Size | Carrying Capacity | GVWR | Axle Type | No. of Axles | Tire Size | Trailer Weight |
|----------|---------------------------|-------------------|-----------|----------------|--------------|----------------|----------------|
| BTE612S | 209.5" x 94.75" x 107.19" | 1,660 lbs | 2,990 lbs | 3,500# Torsion | 1 | ST175-80-R14-C | 1,330 lbs |
| BTE7516T | 265.94" x 102" x 109.44" | 4,900 lbs | 7,000 lbs | 3,500# Torsion | 2 | ST175-80-R15-C | 2,100 lbs |

ATV/UTV TRAILERS

| Model | Bed Width | Bed Length | Carrying Capacity | GVWR | Axle Type | No. of Axles | Tire Size | Trailer Weight |
|-----------|-----------|------------|-------------------|-----------|----------------|--------------|-------------|----------------|
| BTX82120S | 82" | 120" | 2,330 lbs | 2,810 lbs | 3,000# Torsion | 1 | 20.5X8X10-E | 480 lbs |
| BTX82144S | 82" | 144" | 2,330 lbs | 2,855 lbs | 3,000# Torsion | 1 | 20.5X8X10-E | 525 lbs |
| BTX82168S | 82" | 168" | 2,330 lbs | 2,990 lbs | 3,000# Torsion | 1 | 20.5X8X10-E | 660 lbs |

PWC TRAILERS

| Model | Bed Width | Overall Width | Bed Length | Carrying Capacity | GVWR | Axle Type | No. of Axles | Tire Size | Trailer Weight | Tongue Jack |
|-----------|-----------|---------------|------------|-------------------|------------|--------------------------------------|--------------|------------|----------------|-------------|
| BWC44115S | 44" | 63" | 115" | 1,280 lbs. | 1,500 lbs. | 1,500# Marine Galvanized Leaf Spring | 1 | ST145/R12E | 220lbs | Opt. |
| BWC80168D | 80" | 99" | 168" | 2,190 lbs. | 2,500 lbs. | 2,500# Marine Galvanized Leaf Spring | 1 | ST145/R12E | 390lbs | Opt. |

MOTORCYCLE TRAILERS

| Model | Bed Width | Bed Length | Carrying Capacity | GVWR | Axle Type | No. of Axles | Tire Size | Trailer Weight |
|-----------|-----------|------------|-------------------|-----------|----------------|--------------|----------------|----------------|
| BTM53120S | 53" | 120" | 1,800 lbs | 2,175 lbs | 2,200# Torsion | 1 | ST175-80-R13-C | 375 lbs |
| BTM65120S | 65" | 120" | 1,765 lbs | 2,175 lbs | 2,200# Torsion | 1 | ST175-80-R13-C | 410 lbs |
| BTM76132S | 76" | 132" | 2,100 lbs | 2,550 lbs | 3,000# Torsion | 1 | ST175-80-R13-C | 450 lbs |

SNOWMOBILE TRAILERS

| Model | Bed Width | Overall Width | Bed Length | Carrying Capacity | GVWR | Axle Type | No. of Axles | Brake Option | Tire Size | Trailer Weight | Tongue Jack | Ramp |
|-----------|-----------|---------------|------------|-------------------|-----------|----------------|--------------|--------------|----------------|----------------|-------------|------|
| BTS99120T | 99.25" | 101.5" | 120" | 1,380 Lbs. | 1,870 lbs | 2,200# Torsion | 1 | N/A | 18.5x8C | 490# | Opt. | N/A |
| BTS99144S | 99.25" | 101.5" | 144" | 1,580 Lbs. | 2,200 lbs | 2,200# Torsion | 1 | N/A | 20.5x10C | 620# | Opt. | Std. |
| BTS99192S | 99.25" | 101.5" | 192" | 1,990 Lbs. | 2,991 lbs | 2,200# Torsion | 2 | 2 | ST175-80R13(C) | 1,000# | Std. | Std. |
| BTS99240S | 99.25" | 101.5" | 240" | 3,200 Lbs. | 4,400 lbs | 2,200# Torsion | 2 | 2 | ST175-80R13(C) | 1,200# | Std. | Std. |
| BTS99264S | 99.25" | 101.5" | 264" | 3,100 Lbs. | 4,400 lbs | 2,200# Torsion | 2 | 2 | ST175-80R13(C) | 1,300# | Std. | Std. |

CAR HAULERS

| Model | Bed Width | Bed Length | Capacity | GVWR | Axle Type | No. of Axles | Tire Size | Trailer Weight |
|--------------|-----------|------------|-----------|-----------|----------------|--------------|-----------------|----------------|
| BTC81216HD | 81" | 216" | 5,650 lbs | 7,000 lbs | 3,500# Torsion | 2 | ST205-75-14C | 1,350 lbs |
| BTC81192B | 81" | 192" | 5,650 lbs | 7,000 lbs | 3,500# Torsion | 2 | ST205-75-14C | 1,350 lbs |
| BTC81216B | 81" | 216" | 5,600 lbs | 7,000 lbs | 3,500# Torsion | 2 | ST205-75-14C | 1,400 lbs |
| BTC81240B HD | 81" | 240" | 8,115 lbs | 9,990 lbs | 5,200# Torsion | 2 | ST225-75-15LR-E | 1,875 lbs |

TILT CAR HAULERS

| Model | Bed Width | Bed Length | Capacity | GVWR | Axle Type | No. of Axles | Tire Size | Trailer Weight |
|--------------|-----------|------------|-----------|-----------|----------------|--------------|-----------------|----------------|
| BTC81218T | 81" | 218" | 5,500 lbs | 7,000 lbs | 3,500# Torsion | 2 | ST205-75-14C | 1,500 lbs |
| BTC81242T | 81" | 242" | 5,450 lbs | 7,000 lbs | 3,500# Torsion | 2 | ST205-75-14C | 1,550 lbs |
| BTC81242T HD | 81" | 242" | 8,050 lbs | 9,990 lbs | 5,200# Torsion | 2 | ST225-75-15LR-E | 1,940 lbs |


BEAR TRACK™
ALUMINUM TRAILERS

**BUILT TOUGH FOR YOUR
NEXT ADVENTURE!**

CONNECT WITH US!




FACEBOOK



INSTAGRAM



YOUTUBE



WEBSITE

Bear Track Trailers
803 Central Ave N
Brandon, MN 56315

1-800-417-0504
info@beartrackproducts.com
www.BearTrackTrailers.com

